




CODECO CORPORATION OF VERMONT

Series: MO

Metal Oxide Resistors

VPR series MO resistors have been developed to provide a cost effective replacement for commercial wirewounds with increased performance. By depositing a thick complex-oxide material on a ceramic core of the highest grade, we are able to produce a resistor that can dissipate high amounts of power and surge with the added advantage of negligible inductance and long term stability. The MM series is just a miniature of the MO. All MO and MM series parts are RoHS compliant.



VPR Type	Power at 70°C	Resistance Range	Working Voltage*	Length in. (mm)	Diameter in. (mm)	Lead Size in.
MOH	1/2 watt	0.1Ω - 75K	250V	.35 (9.0)	.11 (2.8)	.028 x 1.1
MO1	1 watt	0.1Ω - 100K	350V	.43 (11.0)	.16 (4.0)	.028 x 1.1
MO2	2 watts	0.1Ω - 120K	350V	.61 (15.5)	.22 (5.5)	.031 x 1.5
MO3	3 watts	1Ω - 150K	500V	.97 (24.5)	.34 (8.5)	.031 x 1.5
MO5	5 watts	1Ω - 180K	750V	1.61 (41.0)	.34 (8.5)	.031 x 1.5
MO7	7 watts	10Ω - 150K	750V	2.09 (53.0)	.34 (8.5)	.031 x 1.1
MMH	1/2 watt	0.1Ω - 1M	250V	.26 (6.5)	.09 (2.3)	.024 x 1.1
MM1	1 watt	0.1Ω - 1M	350V	.35 (9.0)	.11 (2.6)	.028 x 1.1
MM2	2 watts	0.1Ω - 1M	350V	.43 (11.0)	.16 (4.0)	.031 x 1.1
MM3	3 watts	0.1Ω - 1M	350V	.61 (15.5)	.22 (5.5)	.031 x 1.5
MM5	5 watts	1Ω - 1M	500V	.97 (24.5)	.34 (8.5)	.031 x 1.5
MM6	6 watts	10Ω - 1M	500V	1.26 (32.0)	.34 (8.5)	.031 x 1.1
MM7	7 watts	10Ω - 150K	750V	1.62 (41.0)	.34 (8.5)	.031 x 1.1
MM10	10 watts	10Ω - 150K	750V	2.09 (53.0)	.34 (8.5)	.031 x 1.1

* Overload voltage is twice working voltage

Features:

- Available in both standard size (MO) and mini size (MM).
- Low cost alternative for power carbon composition and wirewound resistors.
- Flameproof - Meets overload test of UL #1412.
- Meets solvent test of Method 215 of MIL-STD-202.
- Temperature coefficient of ± 200 ppm/°C.



CODECO CORPORATION OF VERMONT

Environmental Characteristics:

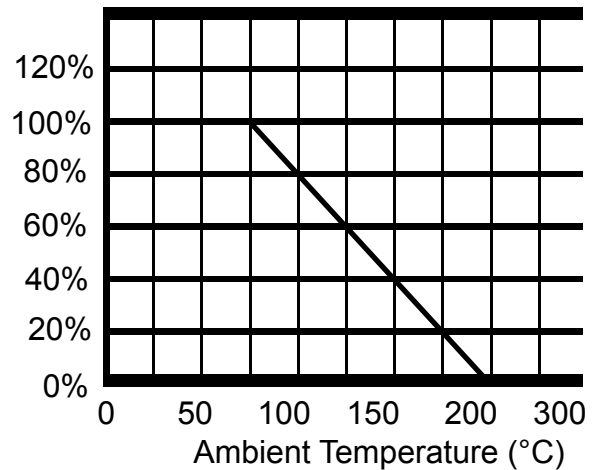
Moisture Resistance	±5% + .05Ω max.
Thermal Shock	±1% + .05Ω max.
Load Life (1,000 hours)	±3% + .05Ω max.
Shock and Vibration	±0.5% + .05Ω max.
Resistance to soldering heat	±0.5% + .05Ω max.
Terminal Strength	±0.5% + .05Ω max.
Short Time Overload	±0.5% + .05Ω max.

Operating Characteristics:

Operating Temp.	-55°C to +200°C
Insulation Resistance	10GΩ, minimum
Testing Spec:	MIL-R-22684, Rev. C
Derated to zero load	200°C

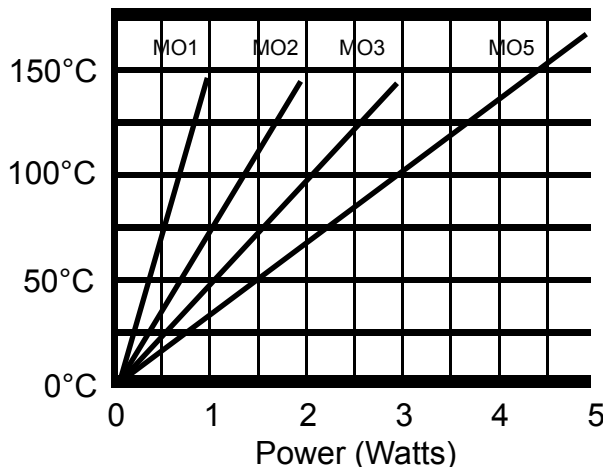
Power - Temperature Derating Curve

Type	Dielectric Withstand	Max. Pulse Voltage
MOH	400 RMS	400V
MO1	700RMS	750V
MO2	700RMS	1,000V
MO3	800RMS	1,500V
MO5	800RMS	1,500V
MMH	400RMS	400V
MM1	600RMS	750
MM2	600RMS	750V
MM3	600RMS	750V
MM5	800RMS	1,000V



Surface Temperature Rise vs. Load Surface Temperature Rise vs. Load

Type MO



Type MM

